

Scaled data based on original data using  
LM-79-08 Approved Method: Electrical and Photometric Measurements of Solid-  
State Lighting Products

Test Report Prepared for  
Cooper Lighting Solutions  
(formerly Eaton)

Brand: McGRAW-EDISON

Report Number: P386160

Luminaire Tested: **GWC-SA1D-735-U-SL2-HSS**

Issue Date: 3/3/2020

**Test Information**

Test Method: LM-79-08  
Report Number: P386160  
TEST IS SCALED FROM IESNA LM-79-08 TEST DATA (G2-1903-205-21)  
Test Lab: INNOVATION CENTER  
Issue Date: 3/3/2020  
Manufacturer: COOPER LIGHTING SOLUTIONS (FORMERLY EATON)  
Product Line: MCGRAW-EDISON  
Catalog Number: GWC-SA1D-735-U-SL2-HSS  
Description: GALLEON WALL LUMINAIRE  
(1) 70 CRI, 3500K, 1200mA LIGHTSQUARE WITH 16 LEDS AND TYPE II SPILL  
LIGHT ELIMINATOR OPTICS WITH HOUSE SIDE SHIELD  
Light Source: -  
Ballast/Driver: ELECTRONIC DRIVER

**Summary**

Lumens per Lamp: N/A  
Luminaire Lumens: 6448 lumens  
Efficiency: N/A  
Efficacy: 96.2 lumens/watt  
Luminous Opening: Rectangular (W 0.5' x L: 0.5' x H: 0')  
IES Classification: Type III - Medium  
BUG Rating: B1 - U0 - G2

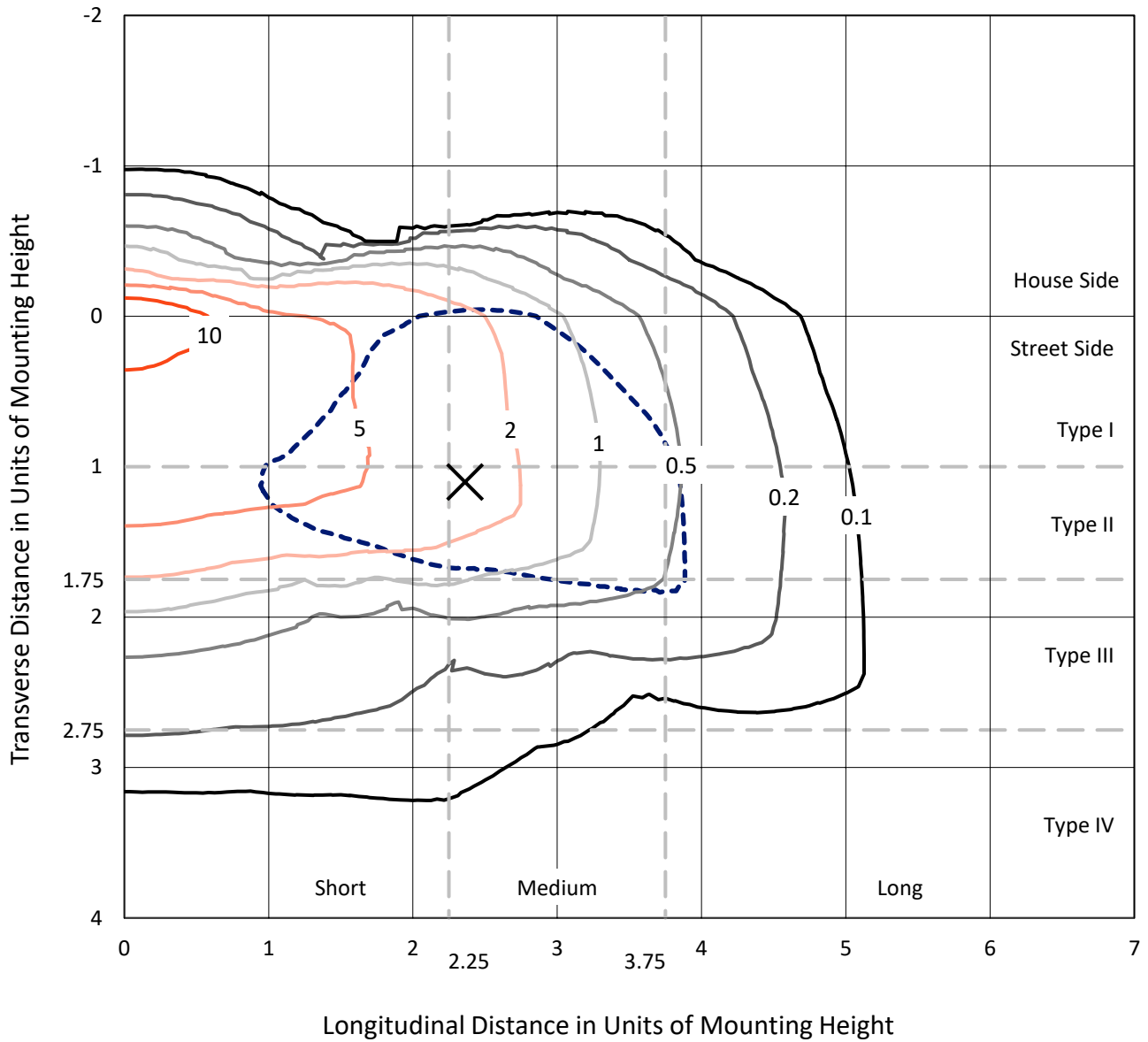
Input Watts (W): 67  
Input Voltage (V): NR  
Input Current (Ain): NR  
Voltage Rise (V): NR  
Power Factor: NR  
Total Harmonic Distortion (THDi): NR  
Frequency (hertz): 60  
Stabilization Time: NR  
Operation Time: NR  
Ambient Temperature (°C): NR  
Test Distance: 24 FT



REPORT NUMBER: P386160  
 CATALOG NUMBER: GWC-SA1D-735-U-SL2-HSS

### Iso-Footcandle Lines of Horizontal Illumination

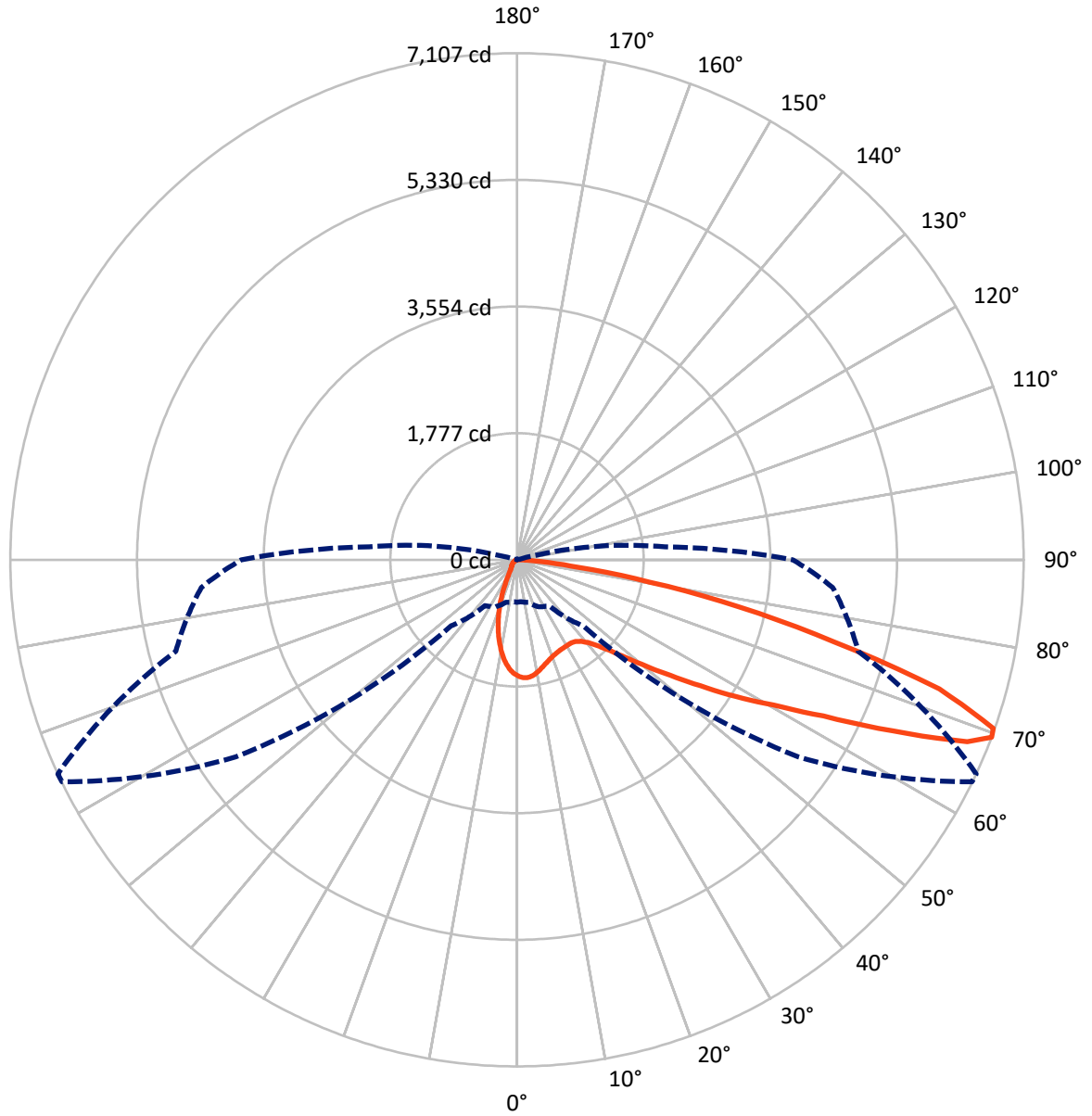
✕ Max cd  
 - - - 1/2 Max cd



Based on 10 foot mounting height. Maximum calculated value = 16.3 fc  
 Type III - Medium - N/A

REPORT NUMBER: P386160  
CATALOG NUMBER: GWC-SA1D-735-U-SL2-HSS

### Luminous Intensity Polar Plot



— Vertical Plane Through 65-Deg Lateral    - - - Horizontal Cone Through 69-Deg Vertical



REPORT NUMBER: P386160  
 CATALOG NUMBER: GWC-SA1D-735-U-SL2-HSS

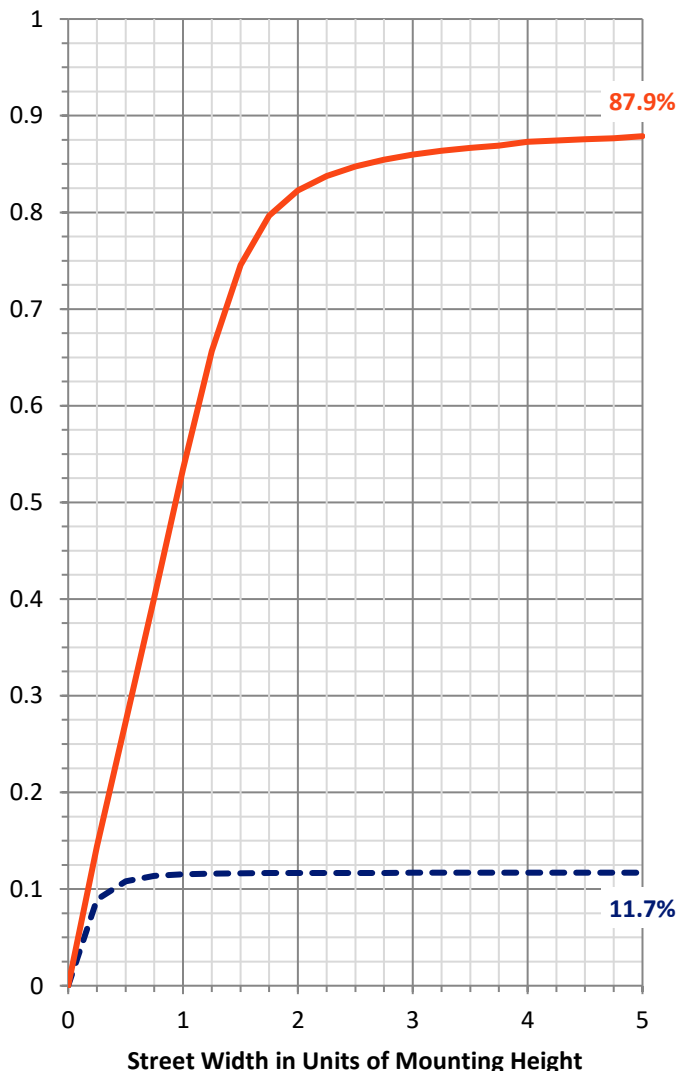
**FLUX DISTRIBUTION:**

		Downward	Upward	Total
<b>House Side</b>	Lumens	760.1	0.0	760.1
	% Fixture	11.8	0.0	11.8
<b>Street Side</b>	Lumens	5687.9	0.0	5687.9
	% Fixture	88.2	0.0	88.2
<b>Total</b>	Lumens	6448.0	0.0	6448.0
	% Fixture	100.0	0.0	100.0

**ZONAL LUMENS:**

Zone	Lumens	% Fixture
0°-10°	136.3	2.1
10°-20°	298.3	4.6
20°-30°	413.1	6.4
30°-40°	576.0	8.9
40°-50°	895.3	13.9
50°-60°	1437.3	22.3
60°-70°	1625.8	25.2
70°-80°	954.9	14.8
80°-90°	111.1	1.7
90°-100°	0.0	0.0
100°-110°	0.0	0.0
110°-120°	0.0	0.0
120°-130°	0.0	0.0
130°-140°	0.0	0.0
140°-150°	0.0	0.0
150°-160°	0.0	0.0
160°-170°	0.0	0.0
170°-180°	0.0	0.0
0°-90°	6448.0	100.0
0°-180°	6448.0	100.0

**Coefficient of Utilization**



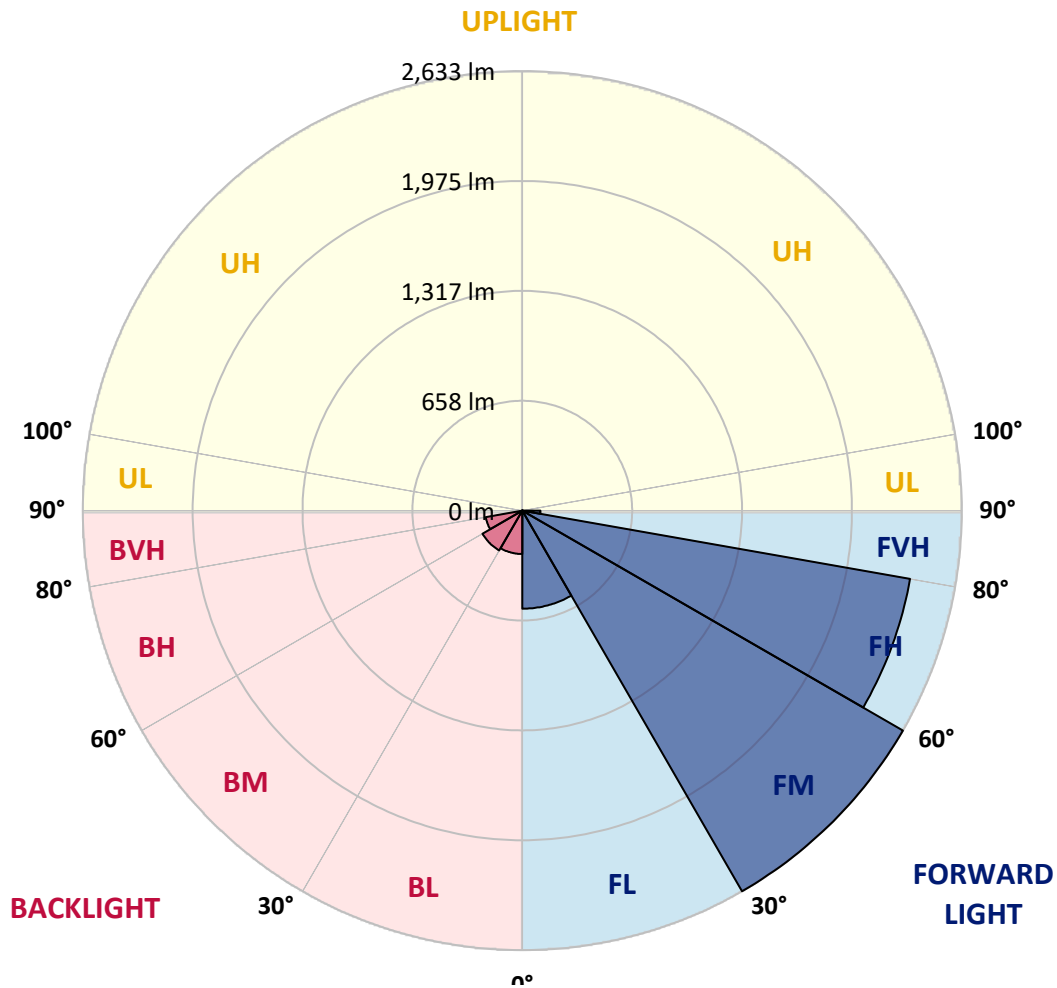
REPORT NUMBER: P386160

CATALOG NUMBER: GWC-SA1D-735-U-SL2-HSS

**LUMINAIRE CLASSIFICATION SYSTEM LUMEN TABLE AND BUG RATING:**

Zone	Lumens	% Fixture	Zone Rating/Lumen Limit		
			B	U	G
FL (0°-30°)	587.6	9.1			
FM (30°-60°)	2633.2	40.8			
FH (60°-80°)	2358.6	36.6			G2/5000
FVH (80°-90°)	108.6	1.7			G2/225
BL (0°-30°)	260.1	4.0	B1/500		
BM (30°-60°)	275.4	4.3	B1/1000		
BH (60°-80°)	222.1	3.4	B1/500		G1/500
BVH (80°-90°)	2.5	0.0			G0/10
UL (90°-100°)	0.0	0.0		U0/0	
UH (100°-180°)	0.0	0.0		U0/0	

**BUG Rating: B1-U0-G2**  
 Type III Medium





REPORT NUMBER: P386160

CATALOG NUMBER: GWC-SA1D-735-U-SL2-HSS

**CANDELA DISTRIBUTION (FULL):**

	0°	5°	15°	25°	35°	45°	55°	64°	65°	75°	85°
0°	1629.4	1629.4	1629.4	1629.4	1629.4	1629.4	1629.4	1629.4	1629.4	1629.4	1629.4
2.5°	1643.8	1639.8	1643.1	1650.1	1653.7	1653.7	1656.4	1653.1	1654.3	1646.4	1634.9
5°	1541.0	1534.8	1543.7	1563.6	1588.2	1609.3	1640.4	1656.7	1658.3	1658.6	1645.3
7.5°	1430.2	1424.5	1437.9	1461.3	1493.0	1532.1	1586.4	1633.8	1636.5	1662.2	1652.3
10°	1340.2	1336.1	1351.7	1376.8	1413.9	1457.6	1524.1	1590.1	1598.0	1654.8	1651.3
12.5°	1268.7	1265.5	1280.2	1309.1	1347.0	1395.3	1464.9	1541.5	1552.2	1638.1	1645.8
15°	1216.6	1216.0	1228.4	1256.2	1298.1	1343.2	1414.4	1496.5	1508.9	1620.2	1645.0
17.5°	1189.4	1190.1	1199.1	1222.9	1258.9	1303.7	1371.9	1458.6	1472.0	1604.0	1649.1
20°	1186.6	1187.4	1192.3	1205.7	1234.9	1274.5	1337.2	1426.7	1440.7	1592.1	1655.6
22.5°	1210.6	1210.0	1211.4	1210.0	1226.5	1256.4	1314.3	1402.1	1418.2	1584.1	1660.8
25°	1256.7	1255.9	1255.3	1245.3	1234.4	1250.4	1304.7	1388.2	1403.5	1578.4	1663.8
27.5°	1320.9	1320.3	1319.5	1302.8	1270.1	1260.0	1305.9	1383.1	1395.8	1573.8	1663.3
30°	1405.1	1409.0	1407.9	1384.7	1333.7	1289.2	1317.3	1380.3	1391.5	1564.7	1657.6
32.5°	1504.2	1511.9	1517.9	1493.0	1429.2	1347.0	1343.7	1383.4	1391.5	1557.9	1647.1
35°	1607.0	1616.9	1639.0	1630.2	1546.2	1434.1	1389.4	1401.3	1408.2	1561.7	1642.2
37.5°	1708.3	1720.0	1768.0	1793.4	1699.6	1549.2	1460.3	1445.8	1449.4	1584.9	1647.7
40°	1825.9	1843.6	1916.5	1957.4	1882.6	1703.4	1566.4	1522.2	1523.6	1636.0	1673.1
42.5°	1980.3	1998.6	2077.5	2141.5	2088.9	1898.1	1710.4	1639.0	1637.6	1731.5	1732.8
45°	2168.6	2187.7	2269.2	2340.4	2316.7	2129.0	1894.9	1809.5	1807.9	1882.1	1846.1
47.5°	2381.9	2400.7	2473.6	2547.0	2572.6	2398.6	2129.8	2042.2	2038.4	2091.4	2020.9
50°	2565.0	2577.3	2644.4	2743.1	2858.9	2729.8	2422.0	2337.7	2333.6	2369.3	2277.7
52.5°	2631.6	2638.7	2706.9	2845.2	3133.9	3178.3	2805.9	2697.4	2694.4	2709.9	2619.6
55°	2496.8	2509.6	2593.4	2798.5	3282.8	3685.3	3290.5	3142.6	3120.0	3086.4	2977.0
57.5°	2129.5	2150.0	2240.1	2512.9	3213.3	4087.5	4002.6	3646.3	3613.0	3407.8	3267.6
60°	1595.6	1620.7	1695.4	1989.8	2841.9	4230.7	4780.8	4207.5	4132.5	3663.7	3534.7
62.5°	1095.0	1107.5	1158.2	1350.0	2093.0	3996.1	5431.8	4959.2	4822.2	3942.1	3823.6
65°	836.2	840.7	861.3	927.4	1246.4	3246.0	5690.7	5951.0	5785.4	4274.9	4123.5
67.5°	673.9	670.4	699.0	793.4	834.7	1980.3	5388.6	6889.3	6811.8	4719.9	4425.2
69°	594.3	589.4	618.5	728.2	783.9	1309.1	4817.3	7102.4	7107.3	4954.8	4446.0
70°	534.8	538.1	566.9	689.5	766.7	1027.5	4271.6	7048.1	7086.9	5042.7	4321.6
72.5°	357.2	365.9	424.0	572.5	737.2	777.6	2579.2	6048.1	6197.1	4844.9	3707.7
75°	201.3	207.9	276.9	431.7	694.7	740.5	1362.3	4455.8	4599.8	4051.4	2859.1
77.5°	98.7	102.3	156.6	278.5	580.9	705.6	772.7	3026.6	3191.2	2644.4	1617.2
80°	41.7	43.7	78.3	171.9	415.3	673.4	573.8	1862.7	1883.2	1036.0	430.8
82.5°	16.1	16.6	33.0	107.2	263.9	524.9	479.9	883.2	861.9	195.1	98.3
85°	1.9	2.2	12.0	64.3	146.8	270.1	389.8	380.6	352.3	38.7	50.4
87.5°	0.0	0.0	0.8	19.6	43.7	126.6	202.7	158.0	142.4	12.6	26.2
90°	0.0	0.0	0.0	0.0	0.0	0.0	0.0	0.0	0.0	0.0	0.0



REPORT NUMBER: P386160

CATALOG NUMBER: GWC-SA1D-735-U-SL2-HSS

**CANDELA DISTRIBUTION (continued):**

	90°	95°	105°	115°	125°	135°	145°	155°	165°	175°	180°
0°	1629.4	1629.4	1629.4	1629.4	1629.4	1629.4	1629.4	1629.4	1629.4	1629.4	1629.4
2.5°	1625.3	1622.6	1607.9	1586.5	1566.4	1541.3	1517.3	1502.8	1491.4	1483.7	1492.7
5°	1629.7	1617.7	1572.9	1515.6	1459.4	1396.1	1337.2	1287.3	1267.6	1245.8	1255.6
7.5°	1628.3	1605.7	1525.2	1423.2	1320.0	1213.3	1112.3	1034.6	994.3	954.7	964.8
10°	1621.5	1583.3	1461.3	1310.2	1155.7	1002.4	859.2	750.3	689.5	634.4	642.3
12.5°	1606.5	1553.3	1386.1	1180.9	974.3	772.2	604.3	464.9	390.1	357.2	361.3
15°	1597.5	1524.1	1306.4	1049.9	780.6	537.8	369.5	274.8	240.7	229.8	231.1
17.5°	1593.1	1496.0	1223.9	900.1	582.5	342.4	238.7	210.6	203.3	201.3	201.9
20°	1588.8	1467.6	1139.1	752.0	401.3	230.2	196.1	188.0	185.2	182.8	183.4
22.5°	1581.4	1440.4	1048.0	601.9	270.6	186.9	176.8	168.9	163.2	160.2	160.7
25°	1572.4	1411.7	955.0	448.3	197.6	166.7	157.2	146.0	139.1	133.7	134.0
27.5°	1557.9	1376.5	858.9	326.3	165.9	149.3	136.4	124.2	112.7	106.4	106.4
30°	1537.8	1336.7	752.3	233.5	148.7	132.1	116.5	101.3	89.0	83.2	82.7
32.5°	1515.3	1295.1	644.4	177.1	135.1	115.9	98.3	82.1	71.2	66.6	66.3
35°	1496.3	1250.4	537.0	148.4	121.4	100.4	81.1	67.4	58.6	54.9	54.6
37.5°	1484.0	1205.7	432.2	132.6	109.2	86.0	67.9	55.7	49.4	46.4	46.1
40°	1482.1	1172.4	336.4	120.6	97.7	73.1	56.7	47.2	41.4	38.2	38.0
42.5°	1506.9	1153.3	258.1	110.5	86.0	61.9	48.3	40.4	34.4	31.1	30.8
45°	1572.2	1159.3	198.6	101.5	74.2	52.4	41.0	33.5	28.1	25.6	25.1
47.5°	1691.1	1200.8	158.0	92.5	63.0	44.4	34.9	27.8	23.2	20.8	20.5
50°	1902.8	1298.1	132.1	82.7	52.7	38.0	28.9	22.6	18.8	16.6	16.3
52.5°	2183.8	1471.7	117.9	73.1	43.7	32.2	23.8	18.0	14.7	13.1	12.9
55°	2493.8	1681.8	108.6	62.8	35.7	26.8	18.8	14.2	11.5	10.1	9.6
57.5°	2796.4	1863.8	99.9	52.7	29.8	21.8	15.0	11.2	9.0	7.6	7.3
60°	3074.4	2031.1	89.8	42.3	24.2	17.2	11.7	8.7	7.1	5.7	5.7
62.5°	3372.0	2160.4	75.8	33.0	19.9	13.1	9.6	7.9	5.7	4.9	4.6
65°	3687.5	2256.4	59.5	25.6	15.6	9.9	7.9	8.2	4.6	3.6	3.3
67.5°	3920.5	2237.4	44.0	20.2	12.0	7.6	7.6	8.7	4.1	2.7	2.4
69°	3869.2	2082.1	36.8	17.5	10.3	6.6	7.1	8.7	3.9	2.4	2.2
70°	3720.5	1910.2	32.5	15.6	9.3	6.0	6.9	8.5	3.6	2.4	2.2
72.5°	3098.4	1438.7	25.4	11.7	7.3	4.9	5.7	7.3	3.6	2.4	1.9
75°	2330.6	920.9	19.4	8.5	5.4	3.9	4.3	5.4	3.6	2.2	1.9
77.5°	1268.2	332.1	13.9	5.7	3.9	3.0	3.0	4.1	3.3	1.6	1.1
80°	326.1	83.5	8.7	3.9	3.0	2.2	1.9	2.7	1.9	0.3	0.0
82.5°	80.5	18.8	4.6	2.7	2.2	0.8	0.8	1.4	0.8	0.0	0.0
85°	44.2	9.3	3.0	1.9	1.1	0.0	0.0	0.3	0.0	0.0	0.0
87.5°	22.6	2.7	0.8	0.6	0.3	0.0	0.0	0.0	0.0	0.0	0.0
90°	0.0	0.0	0.0	0.0	0.0	0.0	0.0	0.0	0.0	0.0	0.0



Signify Classified - Internal  
Cooper Lighting Solutions Photometric Lab  
1121 Highway 74 South  
Peachtree City, GA 30269

Scaled Data Report



Report Generated By 670245982

Signify Classified - Internal  
Cooper Lighting Solutions Photometric Lab  
1121 Highway 74 South  
Peachtree City, GA 30269

Scaled Data Report



Signify Classified - Internal  
Cooper Lighting Solutions Photometric Lab  
1121 Highway 74 South  
Peachtree City, GA 30269

Scaled Data Report



Signify Classified - Internal  
Cooper Lighting Solutions Photometric Lab  
1121 Highway 74 South  
Peachtree City, GA 30269

Scaled Data Report



Signify Classified - Internal  
Cooper Lighting Solutions Photometric Lab  
1121 Highway 74 South  
Peachtree City, GA 30269

Scaled Data Report



--- HS — SS

Signify Classified - Internal  
Cooper Lighting Solutions Photometric Lab  
1121 Highway 74 South  
Peachtree City, GA 30269

Scaled Data Report



u

Signify Classified - Internal  
Cooper Lighting Solutions Photometric Lab  
1121 Highway 74 South  
Peachtree City, GA 30269

Scaled Data Report



Signify Classified - Internal  
Cooper Lighting Solutions Photometric Lab  
1121 Highway 74 South  
Peachtree City, GA 30269

Scaled Data Report



(END OF REPORT)